

**Searching NAVs  
on the available  
platforms.**



**flexfunds**

Product Operations

# Bloomberg



# Bloomberg Series Page

## How to Access?

Type the unique ISIN  
identifier for your series  
i.e., **XS1688389995**

IACAPT 0 03/05/2021 Corp NWZR Related Functions Menu Message

## Bloomberg

Monday, June 28, 2021  
Thank you for being a client since 2017  
"Remember that how you say something is as important as what you say."  
H Jackson Brown Jr

**QuickTake**

**Bloomberg Markets**

**Bloomberg Businessweek**

### Read all about it.

Access to Bloomberg magazines is free with your Terminal subscription. Delivered to your inbox or your home.

[LEARN MORE](#) [HDLV <GO>](#)

**Bloomberg New Economy Catalyst**

## Bold thinking. Breakthrough action.

June 30. [Watch the future unfold >](#)

Privacy



# Bloomberg Series Page

## How to Access?

Select the security  
related to the **ISIN**

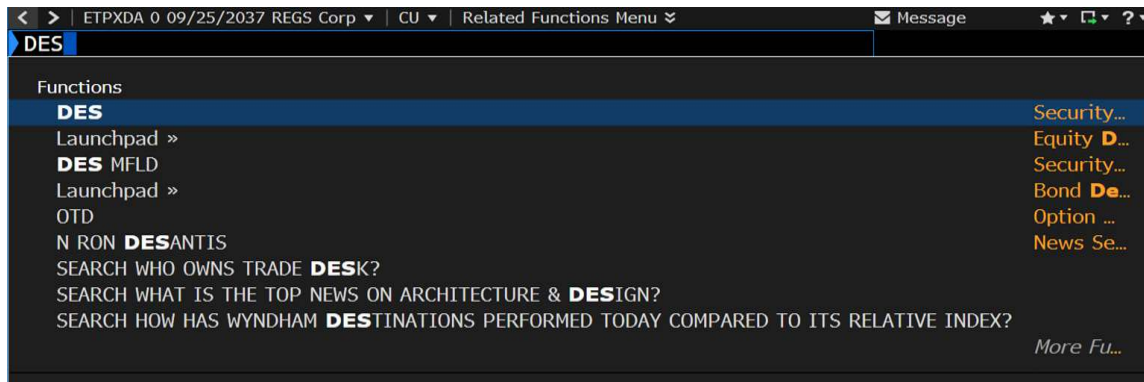
The screenshot shows a Bloomberg Terminal interface. At the top, the address bar displays 'IACAPT 0 03/05/2021 Corp' and 'NWZR'. Below this, the search bar contains 'XS1688389995'. The 'Functions' section shows 'SEARCH XS1688389995' and 'Search Bloomberg for 'XS1688389995''. The 'Securities' section highlights 'ETPXDA 0 09/25/2037 REGS Corp' with 'ETPX DAC ISIN: XS1688389995'. Below the search results is a promotional banner for Bloomberg magazines, featuring covers for 'QuickTake', 'Bloomberg Markets', and 'Bloomberg Businessweek'. The banner includes the text 'Read all about it.' and 'Access to Bloomberg magazines is free with your Terminal subscription. Delivered to your inbox or your home.' A 'LEARN MORE' button and 'HDLV <GO>' are also visible. At the bottom of the terminal, there is a 'Bloomberg New Economy Catalyst' section with the text 'Bold thinking. Breakthrough action.' and 'June 30. Watch the future unfold >'. A 'Privacy' link is located at the bottom left of the terminal window.



# Bloomberg Series Page

<DES>

Accessing to Series main page: Enter the function <DES>  
then press **enter** key or <GO> in you Bloomberg keyboard



# Bloomberg Series Page

<DES>

25) Bond Description		70) Issuer Description	
<b>Pages</b>		<b>Identifiers</b>	
1) Bond Info	<b>Issuer Information</b>	FIGI	BBG00ZN800M4
2) Addtl Info	<b>Name</b> CIX CAPITAL INT DAC	ISIN	XS2319865700
3) Reg/Tax	<b>Industry</b> Other Financial (BCLASS)	ID Number	B05925462
4) Covenants	<b>Security Information</b>	<b>Bond Ratings</b>	
5) Guarantors	<b>Mkt Iss</b> EURO MTN		
6) Bond Ratings	<b>Ctry/Reg</b> IE	<b>Currency</b> USD	
7) Identifiers	<b>Rank</b> Secured	<b>Series</b> EMTN	
8) Exchanges	<b>Coupon</b> 7.000000	<b>Type</b> Variable	
9) Inv Parties	<b>Cpn Freq</b> Quarterly		
10) Fees, Restrict	<b>Day Cnt</b> ACT/ACT	<b>Iss Price</b> 100.0000	
11) Schedules	<b>Maturity</b> 04/20/2030		
12) Coupons	<b>MAKE WHOLE @590.000 until 04/20/30/ PUT 04/...</b>	<b>Issuance &amp; Trading</b>	
13) Impact	<b>Iss Sprd</b>	<b>Amt Issued/Outstanding</b>	
<b>Quick Links</b>		USD	125,000.00 (M) /
14) ALLQ Pricing	<b>Calc Type</b> (99)*NO CALCULATIONS*	USD	27,875.00 (M)
15) QRD Qt Recap	<b>Pricing Date</b>	<b>Min Piece/Increment</b>	
16) TDH Trade Hist	03/15/2021	200,000.00 / 1,000.00	
17) CACS Corp Action	<b>Interest Accrual Date</b>	<b>Par Amount</b>	699.06
18) CF Prospectus	04/20/2021	<b>Book Runner</b>	GWM-sole
19) CN Sec News	<b>1st Settle Date</b>	<b>Exchange</b>	VIENNA
20) HDS Holders	07/01/2021		
21) Send Bond			
<b>Suggested Functions</b>		<b>GP</b> Chart securities & technical studies	<b>GV</b> See if yields are historically high/low



# Bloomberg Series Historical Prices

<HP>

Accessing to Series Historical Prices: Enter the function <HP> then press **enter** key or <GO> in you Bloomberg keyboard



# Bloomberg Series Historical Prices

<HP>

<span>CANC</span> <span>HELP</span> <span>SEARC</span> <span>NEWS</span> <span>QUOT</span> <span>QUOT</span> <span>MSG</span> <span>MENU</span> <span>PRINT</span> <span>PG BA</span> <span>PG FV</span>											
< >   CIXINT 7 04/20/2030 Corp   HP   Related Functions Menu										Today's News	
CIXINT 7 04/20/30 \$↑120.560 +.400 120.560 / 120.560 .000 / .000 As of 30 Sep -- X -- Source FXFD											
B0592546 Corp			Export			Settings			Page 1/1 Historical Price Table		
CIXINT 7 04/20/30											
Range		10/29/2021	-	09/30/2022	Period		Monthly	High		120.560 on	09/30/22
Market		Bid Px		Ask Px	Currency		USD	Low		94.620 on	10/29/21
View		Price Table			Source		FXFD	Average		109.270	109.270
								Net Chg		25.940	27.41%
Date	Bid Px	Ask Px	Date	Bid Px	Ask Px	Date	Bid Px	Ask Px	Date	Bid Px	Ask Px
12/31/22			12/31/21	95.790	95.790						
11/30/22			11/30/21	95.200	95.200						
10/31/22			10/29/21 L	94.620	94.620						
09/30/22 H	120.560	120.560									
08/31/22	120.160	120.160									
07/29/22	119.750	119.750									
06/30/22	111.330	111.330									
05/31/22	110.930	110.930									
04/29/22	110.290	110.290									
03/31/22	111.450	111.450									

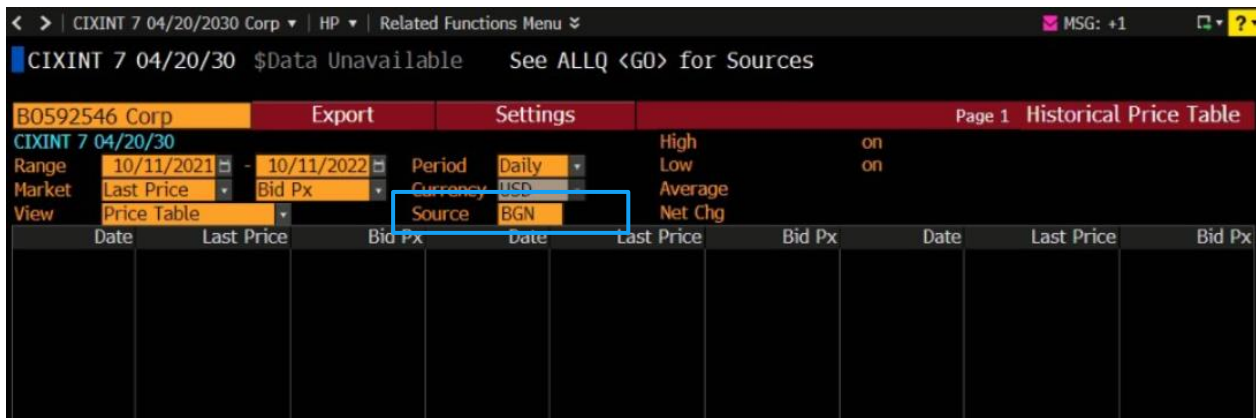




# Bloomberg Series

## Frequent Issues

**Pricing source:** If you have problems finding the prices. Check the “Source” box and enter FXFD then press **enter** key or **<GO>** in you Bloomberg keyboard



The screenshot shows the Bloomberg terminal interface for the security CIXINT 7 04/20/30. The 'Settings' menu is open, and the 'Source' field is highlighted with a blue box and set to 'BGN'. The 'Historical Price Table' is displayed below the settings.

Date	Last Price	Bid Px	Date	Last Price	Bid Px	Date	Last Price	Bid Px



# Bloomberg Series

## Frequent Issues

**Pricing source:** If you have problems finding the prices. Check the “**Source**” box and enter FXFD then press **enter** key or **<GO>** in you Bloomberg keyboard



The screenshot shows the Bloomberg terminal interface for the security CIXINT 7 04/20/2030 Corp. The 'Source' field in the settings menu is highlighted with a blue box and set to 'FXFD'. The main display shows the current price at \$120.560, up 0.400 from the previous close. The historical price table below shows the price movement from 03/31/22 to 12/31/22.

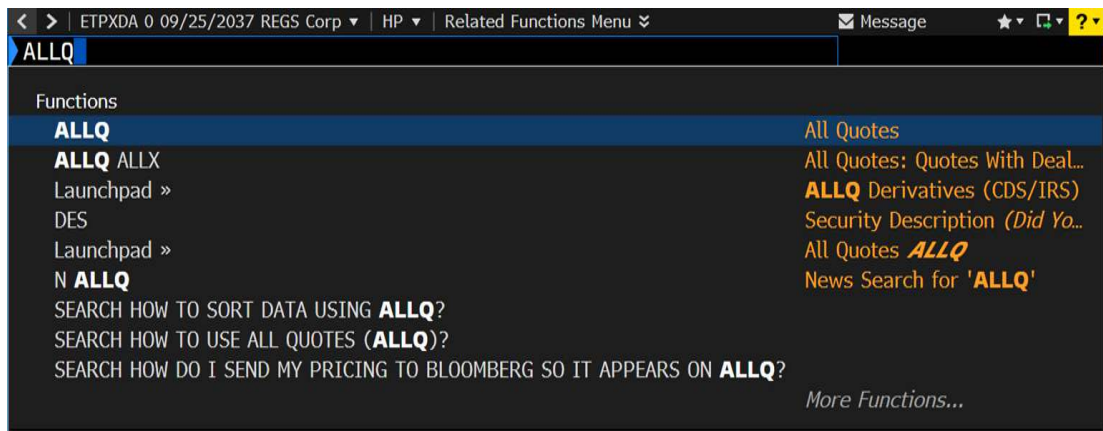
Date	Bid Px	Ask Px	Date	Bid Px	Ask Px	Date	Bid Px	Ask Px
12/31/22			12/31/21	95.790	95.790			
11/30/22			11/30/21	95.200	95.200			
10/31/22			10/29/21 L	94.620	94.620			
09/30/22 H	120.560	120.560						
08/31/22	120.160	120.160						
07/29/22	119.750	119.750						
06/30/22	111.330	111.330						
05/31/22	110.930	110.930						
04/29/22	110.290	110.290						
03/31/22	111.450	111.450						



# Bloomberg Series

## Frequent Issues

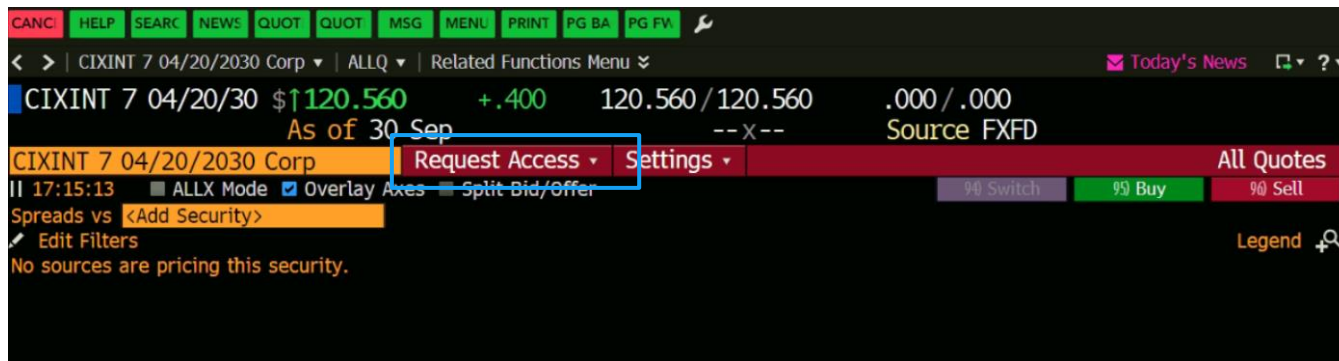
**Pricing source:** If you still have problems finding the prices. Check the function **<ALLQ>** then press **enter** key or **<GO>** in you Bloomberg keyboard



# Bloomberg Series

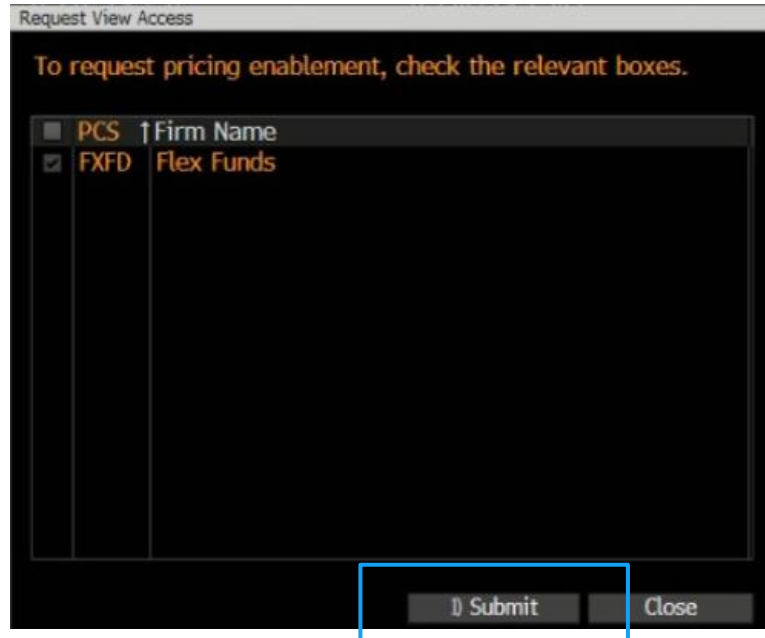
## Frequent Issues

**Pricing source:** If you still have problems finding the prices. Check the function **<ALLQ>** then press **enter** key or **<GO>** in you Bloomberg keyboard  
Next, select **“Request Access”** and then **“Request Access View”**



# Bloomberg Series Frequent Issues

Selecting **Submit** you will be able to find the prices and set it up permanently in **<HP>** function.



# Refinitiv-Eikon



# Refinitiv Eikon

## How to search prices?

Select the **“Quote”**  
section on the menu



# Refinitiv Eikon

## How to search prices?

Once in the “Quote” section, type the ISIN of the series followed by the code “=FLXC”.

```

Search or Enter a Command  XS2319865700=FLXC  120.16  USD
XS2319865700=FLXC Quote  19865700=FLXC
XS2319865700=FLXC USD Series 442      STR      20APR30 Bkg 0
Latest / /      Size      Yield :      Contributor  Loc Time  Date
120.16 120.16   x          :          FlexFundsLTD MIA 09:09 02SEP
119.75 119.75   x          :          15:38 02AUG
111.33 111.33   x          :          10:22 08JUL
Net      Yld Net      Offcl Code:
High :      Open :      XS2319865700
Low :      Cls 31AUG 120.16
Contact
e-mail
Phone
  
```



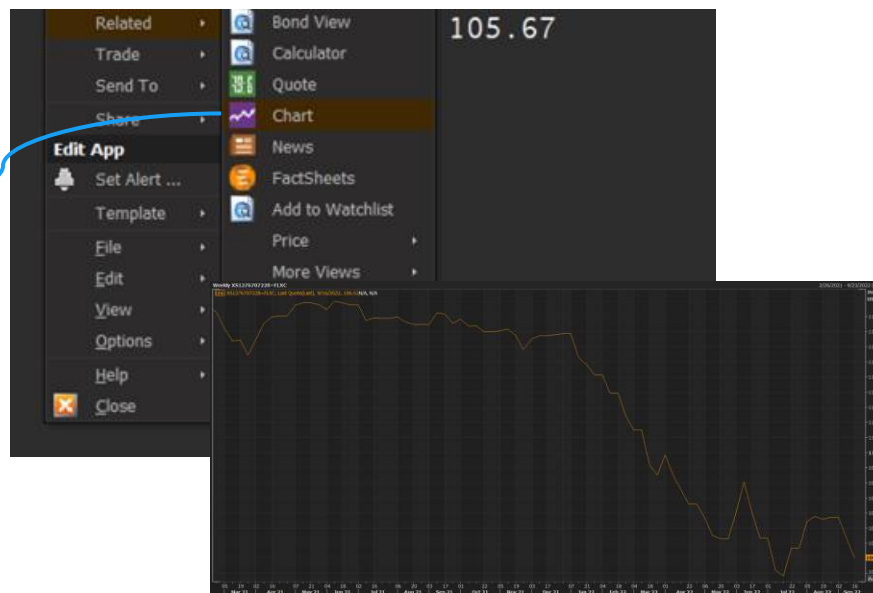


# Refinitiv Eikon

## How to search prices?

To see historical prices of the series:

**Right click> Related>Chart**



# VSE



# VSE

## How to search prices?

### How to search for FlexFunds' series on VSE

- Go to: <https://www.wienerborse.at/en/market-data/bonds/search/>
- Search by **ISIN** > go to **“Details”**> **Select “NAV”**.
- Anyone can access to VSE to consult information and prices without the need of a subscription.
- Clients without Bloomberg and/or Refinitiv subscriptions will be able to check their **series' NAV per Note** on VSE.
- In the section **“Notifications”** the series notices are published as well.



# VSE

## How to search prices?

wiener  
boerse

[News](#)

[Press](#)

[About Us](#)

[Update](#)

[Deactivate Mini Charts](#)

DE  EN

[Login](#)

[Market Data](#)

[Indices](#)

[Trading](#)

[Listing](#)

[Technology](#)

[Vienna Stock Exchange](#) | [Market Data](#) | [Search](#)

Bonds

[Search](#) | [public sector](#) | [corporates prime](#) | [corporates standard](#) | [financial sector](#) | [performance linked bonds](#)



# VSE

## How to search prices?

Market Data | Indices | Trading | Listing | Technology

Vienna Stock Exchange | Market Data | Bonds | Details

### CIX AHS Multifam Inc (S. 442) (XS2319865700) - Details

Last	Chg. %	Chg. Abs.	ISIN	Date, Time	MPQ	Add: +
-	-	-	XS2319865700	-	N	

Quote | Order Book | Chart | **Details** | Historical Data

Prospectus | **NAV** | Notifications

ISIN	Date ↑	Ind. NAV (in %)	Chg. %
XS2319865700	07/29/2022	119.750	+7.56%
XS2319865700	06/30/2022	111.330	+0.36%
XS2319865700	05/31/2022	110.930	+0.58%
XS2319865700	04/29/2022	110.290	-1.04%



# Issuer website



# Issuers website

Every issuer has its own website.

The series issued under its respective issuer have all its relevant information displayed on its unique section.

To access the website, please click on the following link:

- HFMX: <https://hfmxdacseries.com/>
- ETPCAP2: <https://etpcap2dac.com/>
- IACAPITAL: <https://iacapitalplc.com/>
- CIX: <https://cixdac.com/>
- ETPX: <https://etpxdac.com/>
- DCXPD: <https://dcxpd.com/>



# Issuers website

## The page is made up of three sections:

- **Series:** contains a summary of each of the series issued under CIX Designated Activity, highlighting:
  - Portfolio Management.
  - Strategy.
  - Performance.
  - Characteristics.
  - Documents.
- **About:** explain the service providers that the company works with, and the trading process of the series.
- **FAQs:** compile various potential questions from noteholders, customers, and potential customers.





# Issuers website

XS2063500248

## ITHACA INVESTMENT TRUST (SERIES 314) NOTES DUE 2024

NAV

**106.83**

Monthly NAV Change

**+0.59 +0.56%**

Year to Date Change

**+1.06%**

as of 8/31/2022

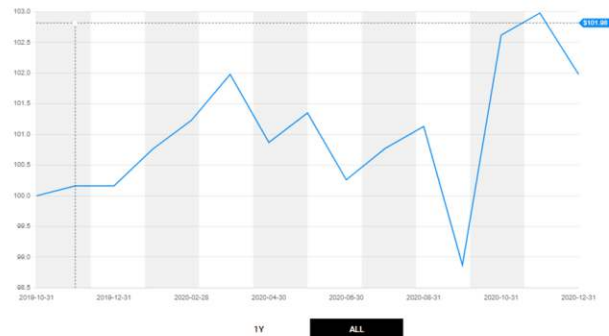
Portfolio

Strategy

Performance


Characteristics

1 M	3 M	1 Y	Since Inception	Vol.
<b>+0.56%</b>	<b>-0.07%</b>	<b>-0.03%</b>	<b>6.83%</b>	<b>5.22%</b>



TOP 10 Holdings





# We greatly appreciate your collaboration and commitment!

**Carlos Andon**  
Director

**Aluisio Ladeira**  
Senior Executive

**Diego Leon**  
Senior Executive

**Contact us**

**Product Operations**

+1 (305) 767 2926

[productoperations@flexfunds.com](mailto:productoperations@flexfunds.com)

# Disclaimer Information



Without limitation, this information sheet does not constitute an offer or a recommendation to enter into any business relationship or transaction. It does not constitute any type of financial or legal advice. When making a business relationship or investment decision, you should rely solely on any final documentation or any series documentation relating to the business relationship or transaction and not this summary. Investment strategies involve numerous risks.

Entities should consult their own business, tax, legal and accounting advisors with respect to the products contemplated herein, and they should refrain from entering into a business relationship with us unless they have fully understood the associated risk and have independently determined that the arrangement is appropriate for them.

Neither FlexFunds nor any of the Issuers it serves as arranger for are financial advisors or fiduciaries of the recipient hereof or of any end-investors.

The referenced Exchange Trade Products ("ETPs") are issued by Irish domiciled companies established under Irish Law. The ETPs have not been registered under the United States Securities Act of 1933, as amended (the "Act") or the securities laws of any of the States of the United States. The ETPs may not be offered or sold in the United States or to U.S. Persons (as defined by Regulation S promulgated under the Act) unless they are registered under the Act, or an exemption from the registration requirements of the Securities Act is available. The ETPs are subject to certain United States tax law requirements.

The ETPs entitle the holder to receive a return linked to the performance of the underlying basket of securities that is actively managed by the series advisor. End-investors are therefore at risk that the performance of the product may cause any amounts payable under the product to be less than the amount paid for the ETP. Accordingly, investments into the ETPs bear market risk and investors are cautioned to take advice accordingly. The historical performance of any ETP should not be taken as an indication of the product future performance during the term of the product. The value of the investment may fluctuate and investors may not get back the amount invested. Investment risks from market and currency losses as well as high volatility and concentration risk cannot be excluded.